



District Report Card: 2017


State: Uttarakhand	District: Udham Singh Nagar
Class: 3	Subject: Language
Schools: 60	Students: 1100


Participation/Coverage


Students

<div>GENDER</div> <div></div>	Boys		Girls	
	Number	%	Number	%
	526	47.82	574	52.18

<div>AREA</div> <div></div>	Rural		Urban	
	Number	%	Number	%
	875	79.55	225	20.45

<div>CATEGORY</div> <div></div>	SC		ST		OBC		GEN	
	Number	%	Number	%	Number	%	Number	%
	379	34.45	40	3.64	604	54.91	77	7.00

<div>CWSN</div> <div></div>	LD	VI	HI	S&LD	ID	Oth
	0	0	0	1	0	16

<div>Management</div> <div></div>	Government		Government-aided	
	Number	%	Number	%
	1056	96.00	44	4.00

Average Performance of Students in Language (%)

Overall	Gender		Area		Management		Social Group			
	Male	Female	Rural	Urban	Govt.	Aided	SC	ST	OBC	GEN
69.52	70.54	68.58	71.61	61.39	69.64	66.67	65.08	60.00	71.84	78.10

Performance on Learning Outcomes (LOs)

Learning Outcomes	Description	Average Performance(%)
L304	Reads small texts with comprehension i.e., identifies main ideas, details, sequence and draws conclusions	69.24
L312	Reads printed scripts on the classroom walls: poems, posters, charts etc.	70.09

Range of Performance of Students who Answered Correctly							
Below 30%		30% - 50%		50% - 75%		Above 75%	
Number	%	Number	%	Number	%	Number	%
107	9.73	129	11.73	316	28.73	548	49.82

Lowest Performing Learning Outcomes (LOs)

- 1 - Reads small texts with comprehension i.e., identifies main ideas, details, sequence and draws conclusions (69.24)
- 2 - Reads printed scripts on the classroom walls: poems, posters, charts etc. (70.09)